

Ram ProMaster 2500

YEAR: 2019-CURRENT

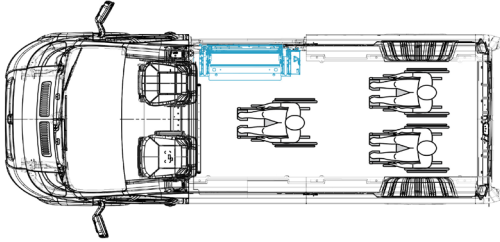
UPFIT: SIDE-ENTRY LIFTS

WHEELBASE: L4H2 159'

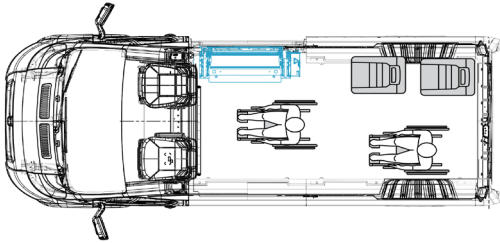
ROOF: HIGH

SMART FLOOR AND REMOVABLE SEATS

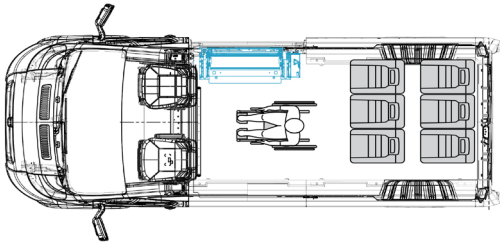
Side-Entry Floor Layouts



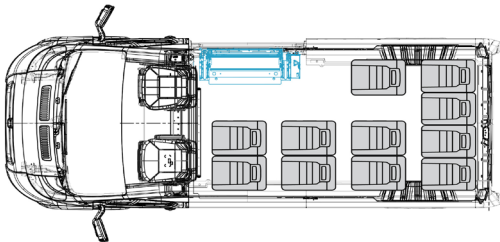
3 WHEELCHAIRS AND 2 AMBULATORY PASSENGERS



2 WHEELCHAIRS AND 4 AMBULATORY PASSENGERS



1 WHEELCHAIR AND 8 AMBULATORY PASSENGERS



13 AMBULATORY PASSENGERS



DRIVERGE[®]
VEHICLE INNOVATIONS

844-629-5238
www.driverge.com

Ram ProMaster 2500

YEAR: 2019-CURRENT

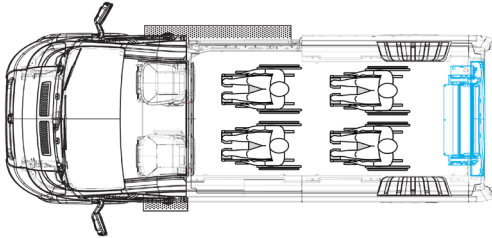
UPFIT: REAR-ENTRY LIFTS

WHEELBASE: L4HW 159'

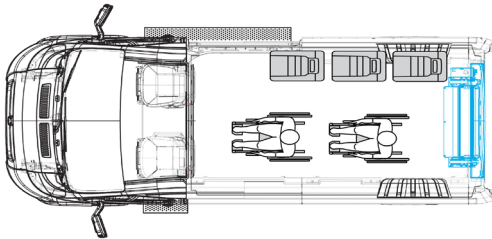
ROOF: HIGH

SMART FLOOR AND REMOVABLE SEATS

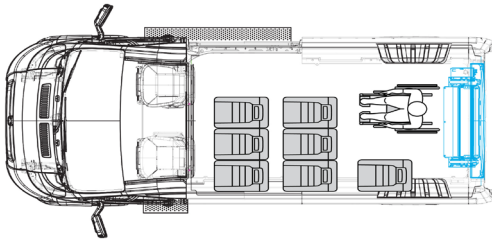
Rear-Entry Floor Layouts



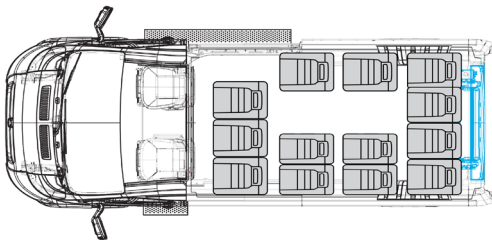
4 WHEELCHAIRS AND 2 AMBULATORY PASSENGERS



2 WHEELCHAIRS AND 5 AMBULATORY PASSENGERS



1 WHEELCHAIR AND 9 AMBULATORY PASSENGERS



15 AMBULATORY PASSENGERS



DRIVERGE[®]
VEHICLE INNOVATIONS

844-629-5238
www.driverge.com